

Guide to...

LexisLibrary Database

CONTENT


LexisNexis Butterworths is a comprehensive legal database, which gives access to law case reports, legislation, commentary on the law, legal journals and bulletins. It covers England and Wales, UK and Europe, and has access to overseas materials. Key Resources include:-

- Halsbury's Laws of England - encyclopaedia of law
- All England Law Reports 1936- to date
- All England European Cases 1995- to date
- All England Commercial Cases 1999 to date
- All England Official Transcripts
- All Enland Reporter
- Statutes in force and in full text from 1267 and SIs from 1786
- Encyclopaedia of Forms and Precedents
- UK and International Journals

HOW TO GET STARTED

Where to find the Lexislibrary database

Getting started from:- <http://libweb.anglia.ac.uk>, choose the Digital Library, and login to your Digital Library account, select the Advanced search tab,



The screenshot shows the Anglia Ruskin University Library website. At the top, there is a navigation bar with links for Home, Accessibility, My Anglia, and Lib Staff, along with a search box and a Google logo. Below this is the 'University Library' header. The main content area is divided into several sections:

- General Information:** Includes links for Getting Started, About Us, Libraries/Opening Hours, Borrowing & Renewals, and More...
- Digital Library:** Includes links for Books, E-books etc, Journal articles etc, Newspapers, Journal Finder, Database Finder, and Interlibrary Loan.
- Help & Advice:** Includes links for Your Library Login, Student IT HelpDesk, Ask Us, Information Skills, Referencing, and Library Guides.
- Special Services:** Includes links for Academic Staff and Researchers.
- Quick Search:** Features a search bar with a dropdown menu set to 'Any field' and a 'Go' button. Below the search bar are checkboxes for 'Books, E-books and multimedia materials', 'Journal articles, research papers etc', and 'Newspaper Articles'.
- Login to the Library:** Includes fields for Library Barcode Number and Password, with a 'Go' button and a link for 'What's my library login?'.
- Notice Board:** Contains a message about 'Book searching - new features' and a link for 'More...'. Below this is an 'Events' section listing dates and events like 'Cambridge - 10 March 2010', 'Essay Writing', 'Chelmsford - 10 March 2010', 'Essay Writing', 'Fulbourn - 13 April 2010', 'Essay writing', and 'Peterborough - 14 April 2010'.
- Other Promotions:** Includes 'pilot - your information navigator', 'The National Student Survey', and 'Ask us'.

and from the drop down list select Law

Home | Accessibility | My.Anglia | [Lib Staff] | powered by Google | Search

Anglia Ruskin University
Cambridge & Chelmsford

University Library

University Library > Welcome to the University Library

General Information
Getting Started
About Us
Libraries/Opening Hours
Borrowing & Renewals
More...

Digital Library
Books, E-books etc
Journal articles etc
Newspapers
Journal Finder
Database Finder
Interlibrary Loan
More...

Help & Advice
Your Library Login
Student IT HelpDesk
Ask Us
Information Skills
Referencing
Library Guides
More...

Special Services
Academic Staff
Researchers
Services to the Public

Advanced Search
Books, E-books and multimedia materials
Journal articles, research papers etc
Newspaper Articles
Database Finder
Journal Finder

Choose Subject...
Choose Subject...
Animal Behaviour/Zoology
Art and Design
Applied Sciences
Biomedical Sciences
Built Environment
Business
Chemistry
Computing and Technology
Communication and Media
Criminology
Design and Technology
Biology/Enviro. Biology
Education
English Literature
European Union
Geographic Science
General Reference
Health and Nursing
Hearing Aid Audiology
History
Journalism
Languages
Life Sciences
Midwifery and Newborns
Music and Performing Arts
Optometry/Ophthalmic

Students: Have your say! More...

Database of the Month
Royal Marsden Manual of Clinical Nursing Procedures
find out More...

THE ROYAL MARSDEN

Your Account

News board
Book searching - new features
We've added extra information including user reviews, summaries, more book cover images, sample pages and more in our Digital Library book search!

Events
Cambridge - 10 March 2010
Essay Writing
Chelmsford - 10 March 2010
Essay Writing
Fulbourn - 13 April 2010
Essay writing
Peterborough - 14 April 2010
Essay Writing

Home | Accessibility | Glossary | My.Anglia | powered by Google | Search

Anglia Ruskin University
Cambridge & Chelmsford

University Library

University Library > Journal articles etc > Advanced Search (SubjectSearch) My Account | Log Out

General Information
Getting Started
About Us
Libraries/Opening Hours
Borrowing & Renewals
More...

Digital Library
Quick Search
Advanced Search
Books, E-books etc
Journal articles etc
Search
Advanced Search
Results List
Previous Searches
Refine
Find e-Journal
About Journal Articles etc

Newspapers
Journal Finder
Database Finder
Exam Papers
Reading Lists
Interlibrary Loan
Google Scholar
Quick Reference
My Digital Library
Help & Advice
Your Library Login

Journal articles

Advanced Search (SubjectSearch)

Advanced search allows you to fine tune your search and select your resource(s) individually.

HINTS: To search one or more databases together, check the boxes first, to search a single database click its name. Results from combined searches are displayed separately (by database) on the next screen. N.B. not all results may have the full-text. To ensure getting more full-text results, use the regular [journal articles search](#).

Select Search Type:
Subjects

Subject:
Law

Sub Categories:
General
Case Law
Legislation
Electronic Journal Resources
Abbreviations
Business and Commercial Law
Civil Justice
Constitutional Law
Criminology
Employment Law
Family Law
Human Rights
Land Law

Find results with: [] in Any (field) And [] in Any (field) Go

Subject: Law--General contains 16 databases

Database Name	Actions
Encyclopaedia of Forms and Precedents	(+) (-)
LawTel	
LexisLibrary	
MVLLibrary	
<input checked="" type="checkbox"/> SwetsWise Journals	
WestLaw	
<input checked="" type="checkbox"/> British and Irish Legal Information Institute, BAILI	
<input checked="" type="checkbox"/> Institute of Advanced Legal Studies	
Lawlinks	
Intute: Law	(+) (-)
<input checked="" type="checkbox"/> Internet for Lawyers (Intute Tutorial)	(+) (-)
Internet Legal News and Research	(+) (-)

LexisLibrary will be displayed on the right as a database to access and search. Click on the LexisLibrary link to open the database.

USING THE SEARCH SCREENS

If you know the type of document you require, eg a law report or statute, use the **Quick Find** Form on the home page and **search the document type by keyword**.

For legislation, fill in the legislation title and year.
For a case, fill in the party name/s.
For a journal article, fill in all or part of the title of the article or citation.
For forms or precedents, fill in the title or number,
For a particular source, fill in all or part the name of the source
and then click Find

If you want to find information on a particular subject use the **Explore** Form on the home page to **search for information on a subject** .
Use can use the search terms box, for your own terms or the **choose topics** link for ideas on terms to search by, then select the content you want to search through by ticking the content boxes..

HELP

Search tips are available from the link at the bottom of the main page on the Lexis database. These will help you combine search terms to find more relevant material. (The connectors or symbols used for the search techniques can vary with individual databases.)

Help - An online search guide is available from the main pages of Lexis database at:-

http://www1.lexisnexis.co.uk/lnb/downloads/LNB_Basic_Quick_Start_Guide-Academic_Word_Version.doc

Throughout the database relevant help pages and tutorials are available in the top right hand corner of each page.

HOW TO SEARCH

CREATING AND REFINING A SEARCH (use on any Search terms box)
Think of some terms and phrases which reflect the search you want to make.

Use connectors such as **AND** and **OR** to link terms and phrases and their alternatives. Search terms are not case-sensitive

Eg:-

air bags **AND** safety

company **AND** bankrupt

Medical negligence **OR** clinical negligence

Financial Services Authority **OR** FSA

Use the following techniques to refine your search.

Use **truncation** for the root of words eg negligen!

Eg:-

negligen! finds negligence, negligences, negligently and negligible

pollut! finds "pollution", "pollute" or "polluted",

environment! finds "environment" or "environmental"

Use a **wildcard** for letters you are unsure of eg. g*psy

Eg:-

g*psy finds gipsy and gypsy

p**rson finds Pearson or Pierson

But also to widen search

int**net finds both internet and intranet

Use **connector order and priority** to gain further relevance in your search results

To link terms and give specific proximity to terms use **w/n**

Eg:- **fraud w/3 taxation** finds fraud within three words of taxation

To find words in the same paragraph use **w/p**

Eg:- **section 23 w/p order**

To find words in the same sentence use **w/s**

Eg:- **circumstances w/s mitigate!**

These connectors can be combined

Eg:- **school W/25 liab! AND rugby OR football OR game W/10 injur!**

Eg:- **factory OR plant w/15 pollut! OR environment!**

Will find documents where either "factory" or "plant" is within 15 words of "pollution, pollute or polluted" or "environment or environmental".

To find a search term which precedes the second within a number range use **pre/n**

NB. the value of n can be up to 255.

UNDERSTANDING THE RESULTS DISPLAY

The screenshot shows the LexisNexis Butterworths search results page for the term 'euthanasia'. The page is divided into two main sections: 'Sources of information' on the left and a list of search results on the right. The 'Sources of information' section includes a list of categories such as 'Cases (126)', 'Commentary (9)', and 'Legal Journals (229)'. The search results table has three columns: 'Title', 'Source name', and 'Date'. Annotations with arrows point from text boxes to specific elements: one points to the 'Sources of information' list, and another points to the 'Title' column of the search results table.

Title	Source name	Date
1. 106. Right to life.	Halsbury's Laws of England	-
2. R v Abdroikov;; R v Green; R v Williamson - [2008] 1 All ER 315	All England Law Reports	17 October 2007
3. R v Abdroikov; R v Green; R v Williamson - [2005] 1 All ER 869	All England Law Reports	28 July 2005
4. Chester v Afshar - [2004] 4 All ER 587	All England Law Reports	14 October 2004
5. R (on the application of ProLife Alliance) v British Broadcasting Corporation - [2003] 2 All ER 977	All England Law Reports	10 April 2003
6. R (on the application of ProLife Alliance) v British Broadcasting Corporation - [2002] 2 All ER 756	All England Law Reports	14 March 2002
7. R (on the application of Pretty) v Director of Public Prosecutions - [2002] 1 All ER 1	All England Law Reports	29 November 2001
8. NHS Trust A v M; NHS Trust B v H - [2001] 1 All ER 801	All England Law Reports	1 October 2000
9. Re A (children) (conjoined twins: surgical separation) - [2000] 4 All ER 961	All England Law Reports	22 September 2000
10. R v Brown and other appeals - [1993] 2 All ER 75	All England Law Reports	11 March 1993

Results will be displayed in two parts, on the left will be the sources of information, and on the right the documents with links to the full text, the specific source and date of the document appear in the right hand column.

FURTHER SEARCHING

To undertake detailed searches for Cases, Legislation, Commentary (from a legal encyclopaedia) Forms and Precedents, Journal Articles, use the tabs, along the top of the home page for a dedicated search screen

Use the Practice Area tab to find material within particular areas of law these include:-

- Company and Commercial
- Employment
- Family
- Financial Services
- Litigation
- Personal Injury
- Private client
- Property
- Public sector
- Tax and Accountancy

HOW TO FIND INFORMATION ON CASES – USING THE CASES SCREEN

Within the Lexis database click on the Cases tab for a dedicated screen to search for cases. Choose the Cases option.

Click on the Cases tab for a dedicated screen to search for cases

The screenshot shows the LexisNexis Butterworths 'Cases' search interface. The page title is 'LexisNexis® Butterworths'. The navigation bar includes 'Search', 'Practice Areas', 'Sources', and 'My Research'. The 'Cases' tab is selected. The search form includes the following fields and options:

- Case name:** A text box containing 'Seal' and a dropdown menu showing 'South Wales'. A red 'Search' button is to the right.
- Sources:** A dropdown menu showing '*All Subscribed Cases Sources'.
- Search terms:** An empty text box.
- Citation:** An empty text box.
- Hide these search options:** A checkbox that is currently unchecked.
- Judgment date:** Radio buttons for 'Page number' (selected) and 'Para number', followed by an empty text box.
- Summary:** A text box with the placeholder text 'Enter terms found in the Catchwords, Headnote or Judgment'.
- Court:** A list box with options: 'All', 'Privy Council', 'House of Lords', and 'Court of Appeal (All)'. A 'Reset List' link is to the right.
- Judge(s):** An empty text box.
- Counsel:** An empty text box.
- Case type/digest:** A dropdown menu showing 'All'.

Annotations with arrows point to the 'Case name' boxes and the 'Search terms' box. A separate box contains the text: 'Use the Search Terms box for a subject search, use the search tips to make your search more relevant. Use the summary box to add further search terms.'

To find cases by **party name/s** use the **Case name** boxes.

Search for *Seal v CC of South Wales Police* using both boxes, select the key terms in each party name.

Eg. Seal and South Wales

Select an appropriate source from the **Sources** drop-down list. For the most comprehensive coverage use the default *all subscribed cases sources*.

To find cases on a **particular topic** use the **Search Terms** box.

To make your search results more relevant, use the search techniques under search tips.

Use the **Summary** box, to add further search terms found in the Catchwords, Headnote or Judgement sections of a similar case.

If you have the details of a specific law report, find the law reporting series using the **Browse** box or search by **Citation**.

In the results screen click on the title of the case for the full report.

The screenshot shows the LexisNexis search results page. A table lists search results with columns for Case name & citation, Court/Tribunal, Judgment date, and Source. The first result is 'Bute v Revenue and Customs Commissioners - [2008] STC (SCD) 258'. A callout box with an arrow points to the title of this case, containing the text: 'Click on titles for the full text report of the case.'

Use the **Find out more** box for additional information on this case such as related commentary, cases or journal articles.

The screenshot shows the full case report for 'Bute v Revenue and Customs Commissioners'. The page includes the case title, citation '[2008] STC (SCD) 258', and the judge 'SPECIAL COMMISSIONER: COLIN BISHOPP'. A callout box points to a 'Find out more' section with links for 'Find Related Commentary' and 'Find Related Cases'. Another callout box points to the 'Find out more' link, containing the text: 'Find out more, by clicking on the relevant option'.

HOW TO FIND INFORMATION ON CASES – USING THE CASESEARCH SCREEN

Within the Lexis database click on the Cases tab for a dedicated screen to search for cases. Choose the CaseSearch option. Use this option to find if a case is still good law, or its significance in case law, or for a summary of the case.

Find the case you want by case name, by citation or by subject keywords.

The screenshot shows the LexisNexis CaseSearch screen. It features a search form with fields for Search terms, Sources (set to CaseSearch), Case name, Citation, Judgment date, and Summary. A 'Court' dropdown menu is also present. A callout box with arrows pointing to the search fields contains the text: 'Use CaseSearch to find the case history of your case, and its current status. Search by the party names in Case name or by citation, or by subject.'

Results will be displayed with the hearings of the case at the various levels of court, and the status of the case is indicated in the far Signal column. Select the court hearing from the highest level of court, to view the history of the case, and click on the title.

Search Results for 'pepper and hart' (3)






Case name & citation	Court/Tribunal	Judgment date	Signal
1. Pepper (Inspector of Taxes) v Hart [1993] AC 593, [1993] 1 All ER 42	HL	26/11/1992	🔍
2. Pepper (Inspector of Taxes) v Hart [1991] Ch 203, [1991] 2 All ER 824	CA	13/11/1990	🚫
3. Pepper (Inspector of Taxes) v Hart [1990] 1 WLR 204, [1990] STC 6	Ch D	24/11/1989	🟢

From this link will be displayed a full history of the case, charting the progress through the court/s of the case, together with details of other law cases which have referred to this case, and cases considered by this particular case. A **Digest** or summary of the case, can also be viewed together with **Catchwords**, which can be used to help find other similar cases.

Case History for Pepper (Inspector of Taxes) v Hart

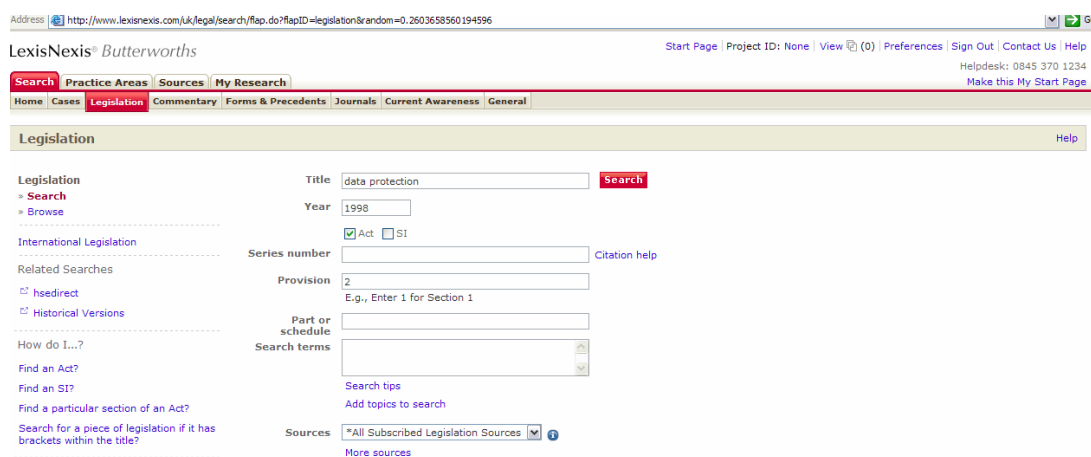
Annotations	Case Name	Citations	Court	Date	Signal
-	Pepper (Inspector of Taxes) v Hart	[1993] AC 593, [1993] 1 All ER 42, [1992] 3 WLR 1032, [1992] STC 898, 65 TC 421, [1993] ICR 291, [1993] IRLR 33, [1993] NLJR 17, [1993] RVR 127	HL	26/11/1992	🔍
Reversing	Pepper (Inspector of Taxes) v Hart	[1991] Ch 203, [1991] 2 All ER 824, [1991] 2 WLR 483, [1990] STC 786, 65 TC 421, [1991] ICR 681, [1991] IRLR 125, 134 Sol Jo 1479	CA	13/11/1990	🚫
Affirming	Pepper (Inspector of Taxes) v Hart	[1990] 1 WLR 204, [1990] STC 6, 65 TC 421	Ch D	24/11/1989	🟢

Signals used in LNB to indicate what kind of treatment a case has received at each level of court and if can be relied on as good law.

Type	Value	Description
	Negative Treatment Icon	This indicates that the decision has been subsequently reversed, disapproved or overruled.
	Cautionary Treatment Icon	This indicates that the decision has had some doubt cast on it.
	Positive Treatment Icon	This indicates that the decision has received positive treatment: affirmed, applied, etc.
	Neutral Treatment Icon	This indicates that the decision has received neutral or ambivalent treatment: considered, explained, etc.
	Information Icon	This indicates that no treatment has been given--only citation information is available.

HOW TO FIND INFORMATION ON LEGISLATION

Within the Lexis database click on the Legislation tab for a dedicated screen to search for Acts and Sis. For European Material choose the option marked International Legislation.



The screenshot shows the LexisNexis Butterworths Legislation search page. The search form includes the following fields and options:

- Title:** data protection
- Year:** 1998
- Act/SI:** Act SI
- Series number:** (empty)
- Provision:** 2
- Part or schedule:** (empty)
- Search terms:** (empty)
- Sources:** *All Subscribed Legislation Sources

To find a specific act search in the **Title** box and **Year** box, if you are looking for a section this can be searched for using the **Provision** box.

Eg. Search for the **Data Protection Act 1998 Section 2** using the three boxes.

To search for legislation on a particular subject use the **Search terms** box. Select an appropriate source from the **Sources** drop-down list, for the most comprehensive coverage use the default *All Subscribed Legislation Sources*. The Results screen will list the entire Act by sections, on the left, these can be Browsed, while on the right the section will be available in full text, supporting information is available from the Find Out More box.

LexisNexis® Butterworths

Start Page | Project ID: None | View (0) | Preferences | Sign Out | Contact Us | Help
Helpdesk: 0845 370 1234

Legislation > Air Force Act 1955 (1955 c 19)

Search Practice Areas Sources My Research

Previous Next
Hide TOC / Index
Browse TOC / Index

Show Hide related links

1 of 1

Air Force Act 1955 (1955 c 19) Add to

[25 Assisting the enemy]

Find out more
Find related subordinate legislation
Find related commentary
Find related cases
Find related explanatory note
Halsbury's Statutes Citator
Find related annotations

View whole of
Air Force Act 1955 (19...
Part II Discipline and...
[25 Assisting the enemy]

Details of the status of sections can be found through the Find Out More box.

Is it in Force? deals with the initial commencement of statutes.

Check in Halsbury's Statutes Citator for any repeals or other amendments affecting this enactment

Substituted, together with ss 24, 26, for ss 24-28 as Repealed by the Armed Forces Act 2006, s 378(2), S one year beginning with the day on which the Armed Council (but not beyond the year 2011). SI 2007/212

Date in force: to be appointed: see the Arm

Sub-s (2): words from "liable to imprisonment" to "by 4, para 15.

Date in force: 11 May 2001: see the Armed

HOW TO FIND JOURNAL ARTICLES

Within the Lexis database click on the Journals tab for a dedicated screen to search for UK Journal articles

To find a journal article by subject using the **SearchTerms** box.

To find a particular article, you may search by **author** and/or **article title** and/or **citation**

Select an appropriate source from the **Sources** drop down list, for the most comprehensive coverage use the default *All subscribed Journals source*.

To search a particular journal select the journal title from the Sources drop down list, or choose **More sources**, for further titles to select and add to the search screen.

Use **Bulletins** to search through a selection of Bulletins for up to date material relating to specialist practice areas.

Use **Journals Index** to search for a range of article references, from 1995, which may be in full text on this database.

Use the e-journals tab in the Digital Library to trace those not available on this database in full text, or look on the Westlaw database.

For European Material choose the option International Legislation.

LexisNexis® Butterworths

Start Page | Project ID: None | View (0) | Preferences | Sign Out | Contact Us | Help

Search Practice Areas Sources My Research

Home Cases Legislation Commentary Forms & Precedents Journals Current Awareness General

Helpdesk: 0845 370 1234
Make this My Start Page

Journals

Journals
Search
Browse

Journals Index

Bulletins

How do I...?
Search for an article if I know part of the author's name?
Search for articles which cite a particular piece of legislation or a case?
Search for a citation which has brackets in it?
Search for the most recent issue of a particular journal?

View tutorials

Search terms Search

Put and between your search terms to find them anywhere in the document. Search tips

Add topics to search

Sources *All Subscribed Journals Sources More sources

Show options to search specific document sections

Article title

Author

Article citation Citation help

Specify date All available dates

Back to top | Save this search | Clear form

For international material using the Sources tab, to find international journals, by individual journal title, or by broad subject groups, these can then be added to the **Sources** box on the search screen, to facilitate searching.

Use the keyword option to trace a known source, or use the boxes to select a publication type, for journals use Legal Journals and Law bulletins, select a relevant subject area and geographical area if required.

This will provide a list of journal titles, which may be selected and added to the search screen, or be browsed chronologically.

HOW TO SAVE RESULTS

Use the tickboxes on the left of a results page a selection can be printed, e-mailed or downloaded.

HOW TO QUIT

Use the Sign Out option on the top right hand side of the screen.

DJS March2010