

Guide to...

Checking the status of cases and legislation in LexisLibrary and Westlaw databases

This guide contains a few hints and tips on how to check the status of law cases and legislation using LexisLibrary and Westlaw. Note: You should always conduct further research before deciding whether to rely on a specific case or statute in your legal argument.

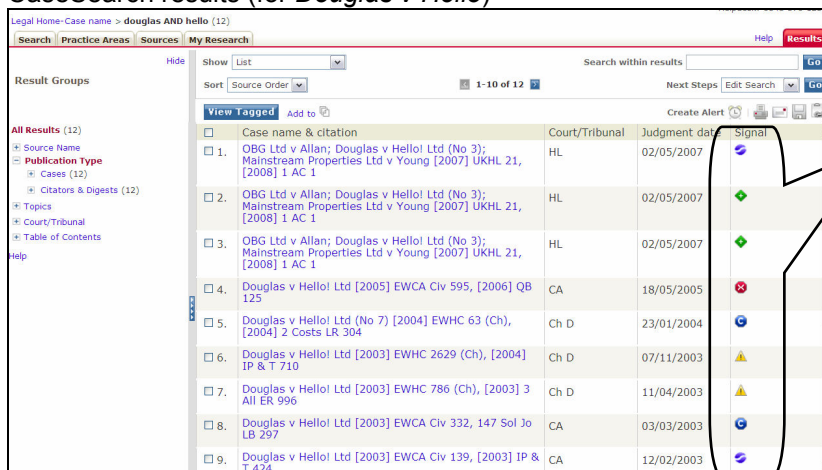
1. LexisLibrary

1.1 Cases



CaseSearch uses signal icons to indicate what kind of treatment a case has received and whether it can be relied on as good law.

- Use the **CaseSearch** form/option (from the Quick Search or Cases search menus) to search for a case.
- A CaseSearch signal appears next to each case in the results list.
- Click on the case that you want to view from the results displayed.
- For detailed information about the treatment of your case, click on the **Cases referring to this case** link.




CaseSearch results (for *Douglas v Hello*)



CaseSearch Signals

Type	Value	Description
	Negative Treatment Icon	This indicates that the decision has been subsequently reversed, disapproved or overruled.
	Cautionary Treatment Icon	This indicates that the decision has had some doubt cast on it.

CaseSearch Signals (continued...)

	Positive Treatment Icon	This indicates that the decision has received positive treatment: affirmed, applied, etc.
	Neutral Treatment Icon	This indicates that the decision has received neutral or ambivalent treatment: considered, explained, etc.
	Information Icon	This indicates that no treatment has been given--only citation information is available.

Source: LexisLibrary

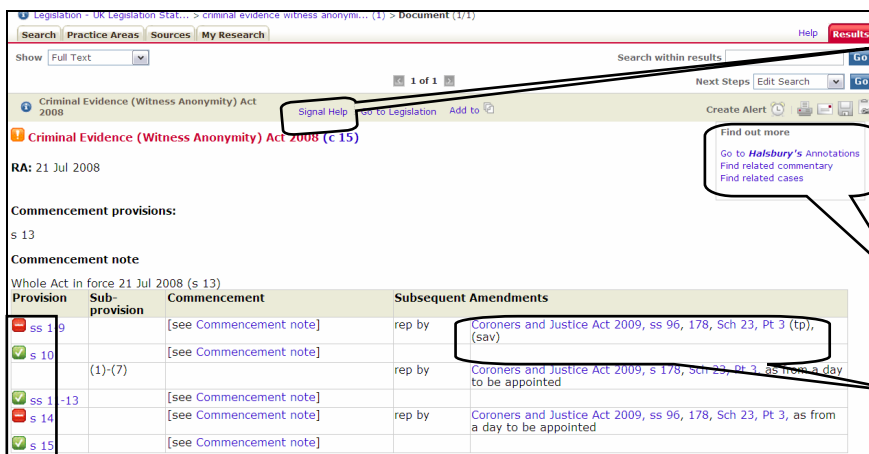
LexisLibrary Note: CaseSearch signals are designed to provide a quick visual indication of how a case has been treated in subsequent judgments. Users should always conduct further research before deciding whether to rely on a specific case in their legal argument.

1.2. Legislation

A legislation status signal appears on overview and provision level documents and indicates its current status.

- Use the **Legislation** search menu form.
- Select **UK Legislation Status Snapshots** from the **Sources** drop-down list.
- Enter the title or part of the title, giving the year if known, or if you require a particular section of the Act, enter the section number in the Provision field.
- Click on **Search** to retrieve your results.
- From the results list, select required document. To view overview status information for an Act, click on the Act title. For section/schedule information, click on the section or schedule document.
- The status documents will provide you with a quick view of the status, commencement and amendment information as well as links to annotations and related cases and commentary (see the **Find out more** section).

LexisLibrary Status Snapshot (Criminal Evidence (Witness Anonymity) Act 2008)




Move your mouse over the signal icons to check status details and/or click on the **Signal Help** link for further details.











Make full use of the **Find out more** section.

Some sections are repealed by another act...

LexisLibrary Snapshot Signals - Legislation Statuses

A legislation's status is described in short or long form depending on the document in which it appears.

Category Icon	Status (Short)	Status (Long)
	No longer in force	No longer in force


	Not yet in force	Not yet in force (no prospective appointments or amendments)
	Not yet in force	Not yet in force (with prospective appointments and/or amendments)
	Not yet in force	Not yet in force (with commenced amendments)
	Partly in force	Partly in force (no prospective appointments or amendments)
	Partly in force	Partly in force (with prospective appointments and/or amendments)
	Partly in force	Partly in force (with commenced amendments)
	In force	In force (no amendments)
	In force	In force (with prospective amendments)
	In force	In force (with commenced amendments)
	Limited information found	Citations with limited or no status information available

Source: LexisLibrary

Alternatively, use **Halsbury's Is it in Force?** (LexisLibrary) to check the initial commencement of statutes.

- Select **Halsbury's Is it in force?** (search or browse) from **My bookshelf** (to the right of the Quick Search menu). NB. Halsbury's Is it in force? is also available in **Commentary**.
- Type in the title of the act or provision as appropriate, (e.g. Coroners and Justice Act 2009).
- Your results will display the act/provision(s), click on the title of the act to reveal commencement dates etc.

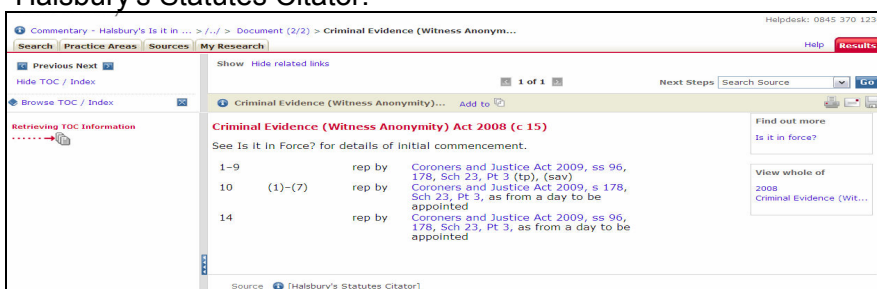
Halsbury's Is it in force? (Coroners and Justice Act 2009):



The screenshot shows the LexisLibrary search results for 'CORONERS AND JUSTICE ACT 2009 (C 25)'. The main content area displays the title and a summary of the act's commencement provisions. A callout box points to a link labeled 'Find out more Halsbury's Statutes Cimator'.

Click on **Halsbury's Statutes Cimator** for details of repeals or other amendments affecting the enactment.

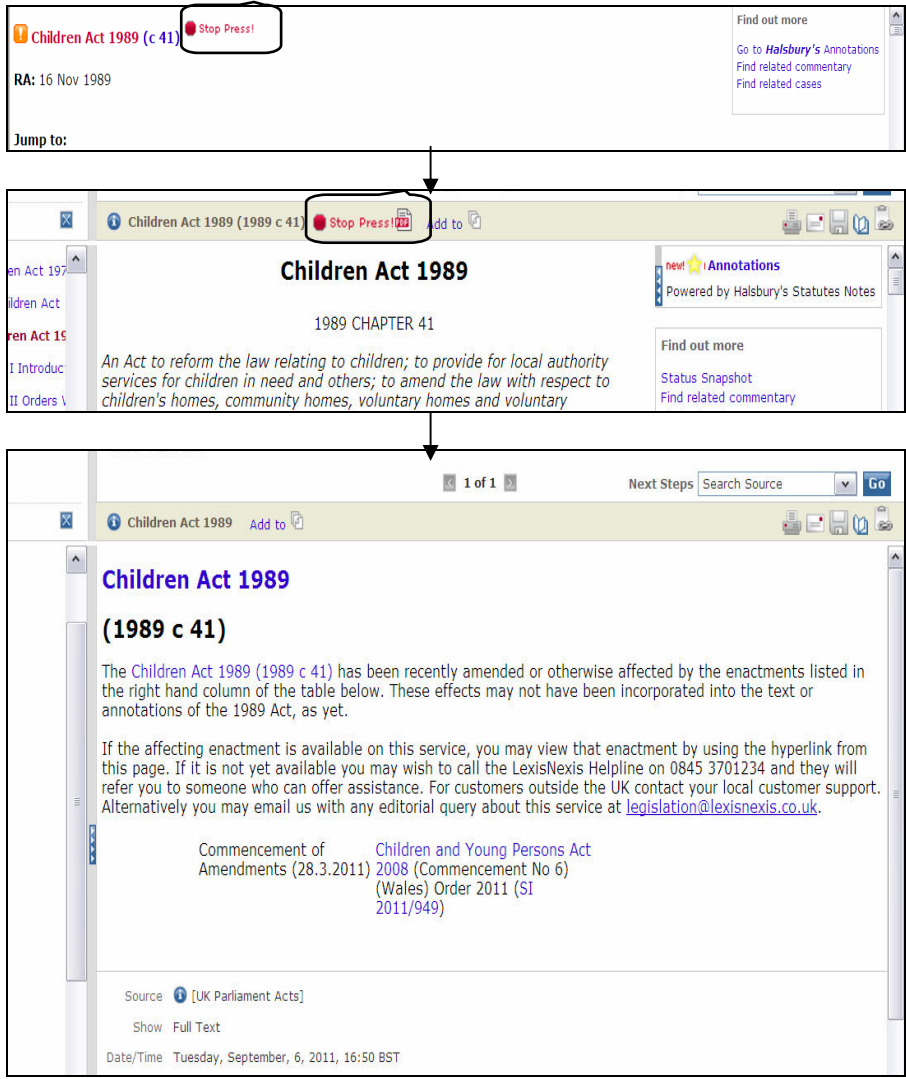
Halsbury's Statutes Cimator:



The screenshot shows the LexisLibrary search results for 'Criminal Evidence (Witness Anonymity) Act 2008 (c 15)'. The main content area displays the title and a summary of the act's commencement provisions. A callout box points to a link labeled 'Find out more Is it in force?'.

Stop Press ( Stop Press!) indicates that an act has recently been amended.

- You must check the most recent version when you see the **Stop Press** icon.
- Click on the title of act and then the  **Stop Press!** link to check for recent amendments.

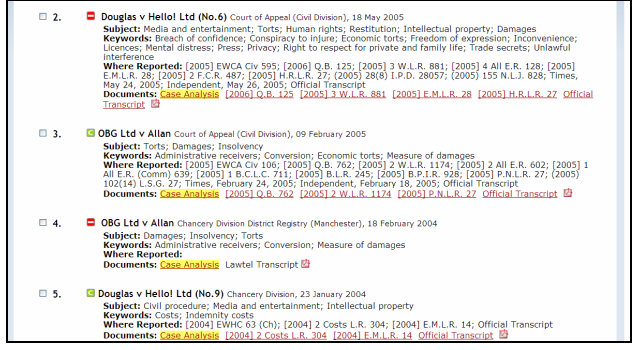


2. Westlaw

2.1 Cases




- Westlaw uses status icons to indicate what kind of treatment a case has received and whether it can be relied on as good law.
- Use the **Cases** search menu to search for case law.

Westlaw Cases search results for *Douglas v Hello*



Move your mouse over the status icons to check status details, or click Help (top right) for further details.

Cases that have been judicially considered elsewhere will have a status icon next to the title of the case indicating the nature of the consideration:








	positive or neutral judicial consideration
	mixed or mildly negative judicial consideration
	A case in which at least one point of law has been overruled or reversed on appeal

Note: You should always conduct further research before deciding whether to rely on a specific case in your legal argument.

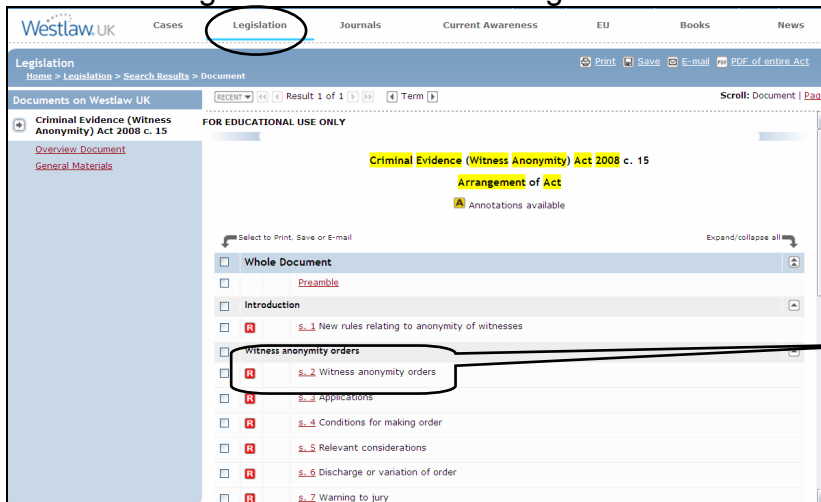
2.2 Legislation

Westlaw uses status icons to indicate the status of legislation (whether it is *in force* or repealed or partially so etc).

- Use the **Legislation** search menu to search for an act by title (or for specific provisions) and to check the status of legislation.
- Click **Arrangement of Act** and the relevant section/provision for more details.
- Status icons may display next to the title of the legislation and sections of an act indicating:

	provision represents the law in force
	not yet in force
	partially in force
	has been repealed
	Superseded
	pending amendments
	prospective amendments applied to it

Westlaw – Legislation search – viewing an act



Status icons may display next to the sections of the act.

Legislation
Home > Legislation > Search Results > Document

Documents on Westlaw UK

Criminal Evidence (Witness Anonymity) Act 2008 c. 15
[Overview Document](#)
[General Materials](#)

FOR EDUCATIONAL USE ONLY

Scroll: Document

Repealed

<< Previous Provision | Next Provision >>

Criminal Evidence (Witness Anonymity) Act 2008 c. 15
Witness anonymity orders
 Repealed on: **January 1, 2010**
 (version 2 of 2)

[...]

1. Repealed by Coroners and Justice Act 2009 c. 25 [Sch.23\(2\) para.1](#) (January 1, 2010: repeal has effect subject to transitional provisions specified in 2009 c.25 Sch.22 paras 16(1) and 17(1))

Annotation

Section 2
Introduction
 This section defines "witness anonymity order" and lists measures court may use to secure witnesses' anonymity.

Status icons may display next to the sections of the act.

Also, consider using the **Legislation Advanced Search** and selecting a version of the act, e.g., *In Force or Prospective Law* etc.

Westlaw Legislation Advanced Search

Legislation
Home > Legislation

Advanced Search [Basic Search](#) | [Legislation Help and Coverage](#) | [List of Connectors](#)

Searches will be performed at today's date unless you select **Historic Law**, **Prospective Law** or **Point in Time**

Free Text

Act/SI Title

Provision Number

Statutory Definition

Terms in Context

Select

- All versions including
- Law In Force
- Historic Law
- Prospective Law
- Point in Time (dd/mm/yyyy)
- Since (dd/mm/yyyy)

Acts: Historic versions back to 1991
SIs: Historic versions back to 1948

Search

TM 10/2010
 Updated and Revised by
 TM 9/2011